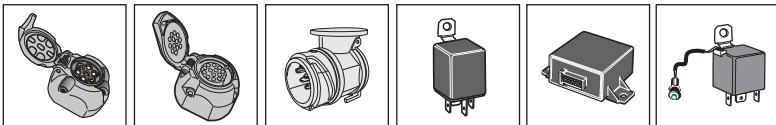
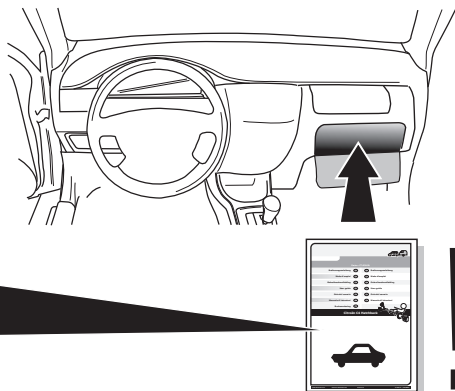


## ! INFO !

- (DE) Die Batterie des Zugfahrzeugs bzw. gezogenen Fahrzeugs nicht direkt über die Steckdose aufladen.
- (FR) Ne pas charger les batteries du véhicule tracteur et/ou tracté directement sur la prise de courant.
- (NL) De accu van het trekkend voertuig c.q. getrokken voertuig niet rechtstreeks via de contactdoos opladen.
- (GB) Do not charge the battery of the towing vehicle and/or towed vehicle directly via the socket.
- (ES) No recargue la batería del vehículo remolque y/o del remolcado directamente mediante el enchufe.
- (IT) Non caricare la batteria del veicolo trainante o di quello trainato direttamente dalla presa.
- (SE) Ladda inte batteriet i det bogserande fordonet och/eller det bogserade fordonet direkt via kontakten.
- (CZ) Nenabíjete baterii tažného ani taženého vozidla přes zásuvku.
- (DK) Oplad ikke bugseringskøretøjet og/eller det bugserede køretøjs batteri direkte v.h.a. stikdåsen.
- (FI) Älä lataa hinaavan ajoneuvon ja/tai hinattavan ajoneuvon akkuja suoraan pistorasian kautta.
- (GR) Μη φορτίσετε την μπαταρία του ρυμουλκούμενου οχήματος και/ή ρυμουλκημένου οχήματος απευθείας μέσω του ρευματοδότη.
- (NO) Batteriet til kjøretøyet som trekker eller blir trukket skal ikke lades direkte via koblingsboksen.
- (PL) Nie ładować akumulatora pojazdu holującego/holowanego bezpośrednio przez gniazdo.

- (DE) Gebrauchsanleitung  
(FR) Mode d'emploi  
(NL) Gebruikershandleiding  
(GB) User guide  
(ES) Guía del usuario  
(IT) Manuale di istruzioni  
(SE) Bruksanvisning  
(CZ) Uživatelská příručka  
(DK) Brugervejledning  
(FI) Käyttöohjeet  
(GR) Οδηγός χρήστη  
(NO) Brukerveiledning  
(PL) Instrukcja obsługi



## SPARE PARTS

[www.ecs-electronics.com](http://www.ecs-electronics.com)

# ECS

ELECTRONICS



Partnr.: SZ-044-DH

Gebrauchsanleitung (DE)

(CZ) Uživatelská příručka

Mode d'emploi (FR)

(DK) Brugervejledning

Gebruikershandleiding (NL)

(FI) Käyttöohjeet

User guide (GB)

(GR) Οδηγός χρήστη

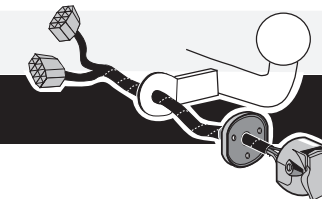
Guía del usuario (ES)

(NO) Brukerveiledning


Manuale di istruzioni (IT)


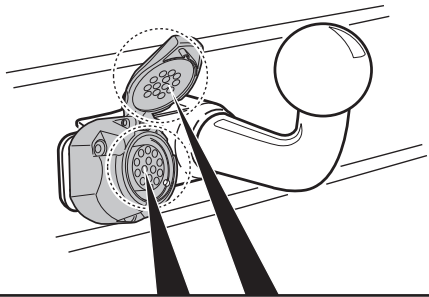
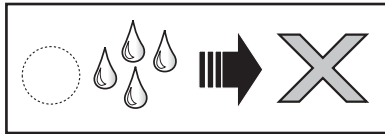
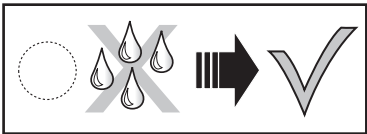
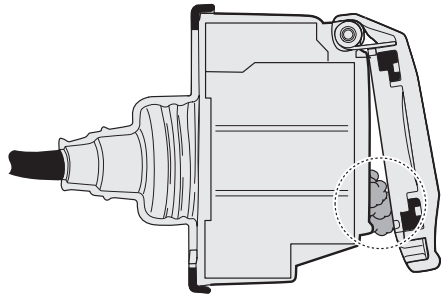
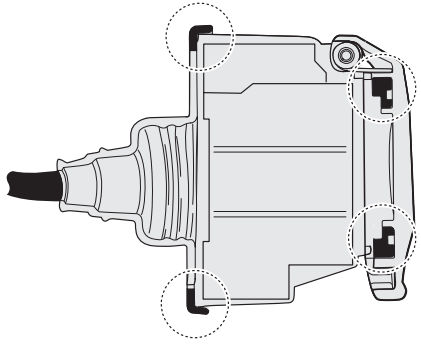
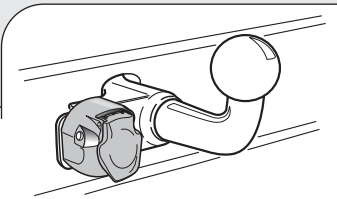

(PL) Instrukcja obsługi

Bruksanvisning (SE)

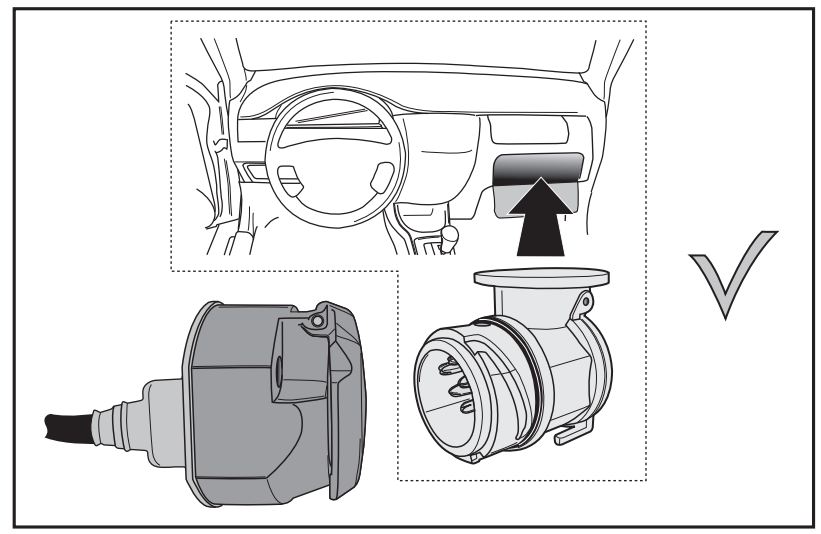
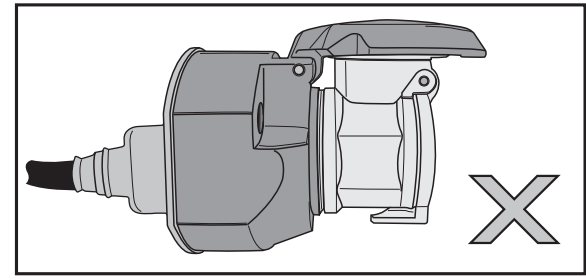
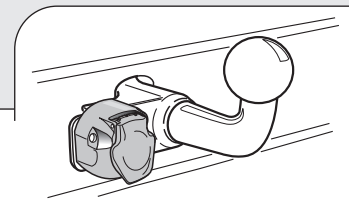



## Suzuki Baleno HB 03/2016-

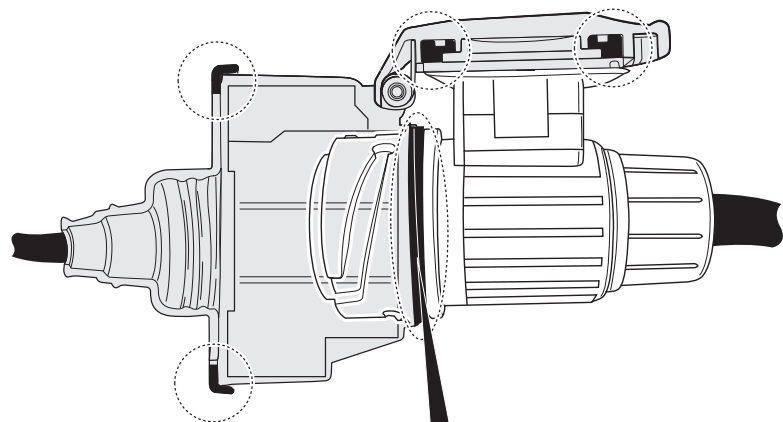
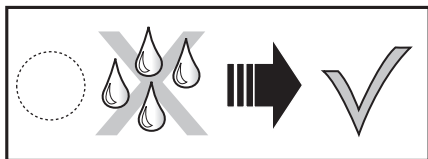





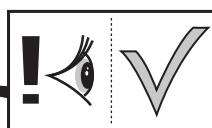
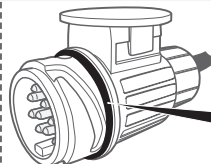
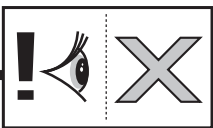
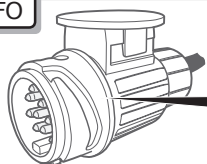
INFO : Storage



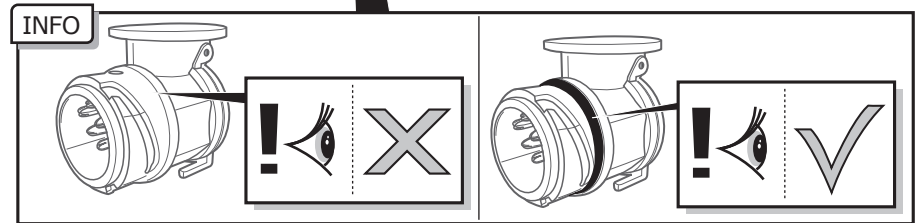
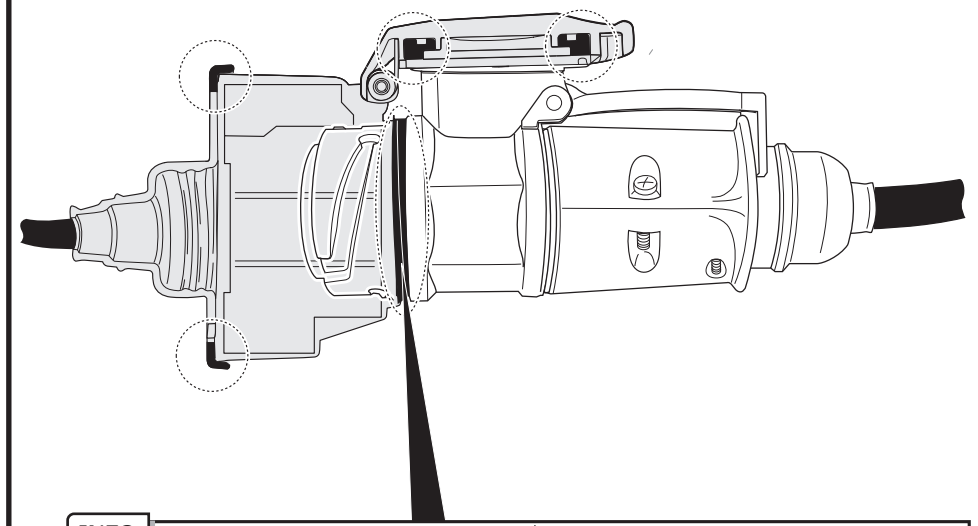
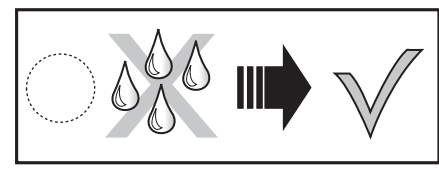
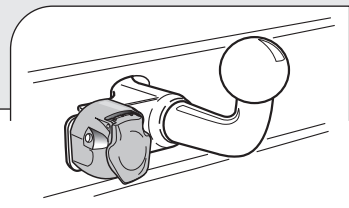

INFO : Ring.



INFO



INFO : Adapt.



- (DE) Anschluss Steckdose  
 (FR) Connection de la prise  
 (NL) Contactdoos aansluiting  
 (GB) Socket connection  
 (ES) Conexión de la caja de enchufe  
 (IT) Allaccio zoccolo  
 (SE) Anslutning kontaktdosa  
 (CZ) Objímkový konektor  
 (DK) Stikdåse forbindelse  
 (FI) Pistorasia liitäntä  
 (GR) Υποδοχή σύνδεσης  
 (NO) Tilkobling koblingsboks  
 (PL) Połączenie przez gniazdo

DIN/ISO 11446	↩	🚗	⚡ 1-8	🚗	🚗	🚗	🚗	🚗	🚗	🚗	⚡ 9	⚡ 10	⚡ 11	⚡ 12	⚡ 13
Pmax	1/L 21W	2x21W	4/R 21W	5/58-R 52W	6/54 3x21W	7/58-L 52W	8 2x21W	9 180W/15Amp	10 180W/15Amp	10 180W/15Amp	12	11	11	12	13
(DE)	Gelb	Blau	Grün	Braun	Rot (1,00mm <sup>2</sup> )	Schwarz	Schwarz/ Rot	Braun/ Weiß	Rot (2,50mm <sup>2</sup> )	Rot (2,50mm <sup>2</sup> )	Rot/ Blau	Weiß	Weiß	Rot/ Blau	Weiß
(FR)	Jaune	Bleu	Vert	Marron	Rouge (1,00mm <sup>2</sup> )	Noir	Noir/ Rouge	Marron/ Blanc	Rouge (2,50mm <sup>2</sup> )	Rouge (2,50mm <sup>2</sup> )	Rouge/ Bleu	Blanc	Blanc	Rouge/ Bleu	Blanc
(NL)	Geel	Blauw	Groen	Bruin	Rood (1,00mm <sup>2</sup> )	Zwart	Zwart/ Rood	Bruin/ Wit	Rood (2,50mm <sup>2</sup> )	Rood (2,50mm <sup>2</sup> )	Rood/ Blauw	Wit	Wit	Rood/ Blauw	Wit
(GB)	Yellow	Blue	Green	Brown	Red (1,00mm <sup>2</sup> )	Black	Black/ Red	Brown/ White	Red (2,50mm <sup>2</sup> )	Red (2,50mm <sup>2</sup> )	Red/ Blue	White	White	Red/ Blue	White
(ES)	Amarillo	Azul	Verde	Marrón	Rojos (1,00mm <sup>2</sup> )	Negro	Negro/ Rojos	Marrón/ Blanco	Rojos (2,50mm <sup>2</sup> )	Rojos (2,50mm <sup>2</sup> )	Rojos/ Azul	Blanco	Blanco	Rojos/ Azul	Blanco
(IT)	Giallo	Blu	Verde	Marrone	Rosso (1,00mm <sup>2</sup> )	Nero	Nero/ Rosso	Marrone/ Bianco	Rosso (2,50mm <sup>2</sup> )	Rosso (2,50mm <sup>2</sup> )	Rosso/ Blu	Bianco	Bianco	Rosso/ Blu	Bianco
(SE)	Gul	Blå	Grön	Brun	Röd (1,00mm <sup>2</sup> )	Svart	Svart/ Röd	Brun/ Vit	Röd (2,50mm <sup>2</sup> )	Röd (2,50mm <sup>2</sup> )	Röd/ Blå	Vit	Vit	Röd/ Blå	Vit
(CZ)	Žlutá	Modrá	Zelená	Hnědá	Červená (1,00mm <sup>2</sup> )	Černá	Černo/ Červená	Hnědo/ Bílá	Červená (2,50mm <sup>2</sup> )	Červená (2,50mm <sup>2</sup> )	Červený/ Modrá	Bílá	Bílá	Červený/ Modrá	Bílá
(DK)	Gul	Blå	Grøn	Brun	Rød (1,00mm <sup>2</sup> )	Sort	Sort/ Rød	Brun/ Hvid	Rød (2,50mm <sup>2</sup> )	Rød (2,50mm <sup>2</sup> )	Rød/ Blå	Hvid	Hvid	Rød/ Blå	Hvid
(FI)	Keltainen	Sininen	Vihreä	Ruskea	Punainen (1,00mm <sup>2</sup> )	Musta	Musta/ Punainen	Ruskea/ Valkoinen	Punainen (2,50mm <sup>2</sup> )	Punainen (2,50mm <sup>2</sup> )	Punainen/ Sininen	Valkoinen	Valkoinen	Punainen/ Sininen	Valkoinen
(GR)	Κίτρινο	Μπλε	Πράσινο	Καφέ	Κόκκινο (1,00mm <sup>2</sup> )	Μαύο	Μαύο/ Κόκκινο	Καφέ/ Λευκό	Κόκκινο (2,50mm <sup>2</sup> )	Κόκκινο (2,50mm <sup>2</sup> )	Κόκκινο/ Μπλε	Λευκό	Λευκό	Κόκκινο/ Μπλε	Λευκό
(NO)	Gul	Blå	Grønn	Brun	Rød (1,00mm <sup>2</sup> )	Svart	Svart/ Rød	Brun/ Hvit	Rød (2,50mm <sup>2</sup> )	Rød (2,50mm <sup>2</sup> )	Rød/ Blå	Hvit	Hvit	Rød/ Blå	Hvit
(PL)	Żółty	Niebieski	Zielony	Brazowy	Czerwony (1,00mm <sup>2</sup> )	Czarny	Czarny/ Czerwony	Brazowy/ Biały	Czerwony (2,50mm <sup>2</sup> )	Czerwony (2,50mm <sup>2</sup> )	Czerwony/ Biały	Biały	Biały	Czerwony/ Niebieski	Biały



(DE) Falls zutreffend soll bei einem angekoppelten Anhänger mit einer Nebelleuchte in Betrieb die Nebelleuchte des Fahrzeugs ausgeschaltet werden.

(FR) Le cas échéant, lorsqu'une remorque, avec des anti-brouillard actifs, est branchée, les anti-brouillards du véhicule seront déconnectés.

(NL) Indien van toepassing zal bij een gekoppelde aanhanger met een werkende mistlamp de mistlamp van het voertuig worden uitgeschakeld.

(GB) In a coupled trailer with working fog lamp, the fog lamp of the vehicle will be switched off, if applicable.

(ES) En un remolque acoplado con faros antiniebla en funcionamiento, se apagarán, si es aplicable, los faros antiniebla del vehículo.

(IT) Se applicabile, in presenza di un rimorchio agganciato con una luce antinebbia in funzione, l'antinebbia del veicolo viene disinserito.

(SE) Om tillämpligt kopplas ett fungerande dimljus bort från det anslutna släpet.

(CZ) Pokud je na připojeném přívěsu zapnuta mlhovka, bude tato mlhovka na přívěsu vypnuta.

(DK) Hvis det er relevant, vil på en tilkoblet anhænger med en fungerende tågelygte vognens tågelygte frakobles.

(FI) Jos liitetyssä perävaunussa on toimiva sumuvalo, ajoneuvon sumuvalo kytketään pois päältä.

(GR) Σε συζευγμένο ρυμουλκώ στο οποίο λειτουργεί φανός ομίχλης, ο φανός ομίχλης του οχήματος θα απενεργοποιηθεί, εφόσον ενδείκνυται.

(NO) Om nødvendig skal kjøretøyes tåkelys slåes av, dersom tilhengeren som kobles til selv har et fungerende tåkelys.

(PL) W stosownych przypadkach, przy przyłączonej przyczepie z działającymi światłami przeciwmgielnymi, zostaną wyłączone światła przeciwmgielne pojazdu.